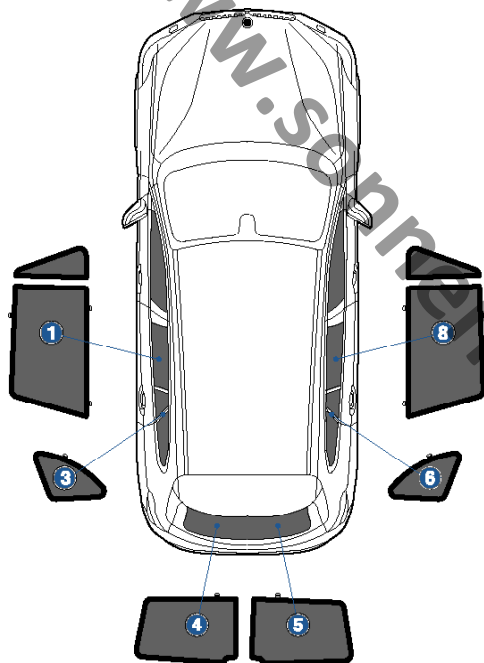


Installation Manual

BMW X1 5DR
BMW-X1-5-B



COMPONENTS INCLUDED



SHADES



FIXING CLIPS



CL-M02 x 4



CL-M03 x 4



CL-M04 x 2



CL-M12 x 2



CL-M13 x 2




CL-M14 x 1

CAR
SHADES

Side Shade (A) Installation

BMW X1 5DR
BMW-X1-5-B

COMPONENTS NEEDED:



STEP #1

ATTACH CLIPS ON SHADE EDGES



STEP #2

POSITION THE SIDE SHADE



STEP #3

INSERT CLIPS BEHIND INTERIOR TRIM



STEP #4

ENSURE SECURELY FITTED IN PLACE




CAR
SHADES

Side Shade (B) Installation

BMW X1 5DR
BMW-X1-5-B

COMPONENTS NEEDED:



STEP #1

ATTACH CLIPS ON SHADE EDGES



STEP #2

POSITION THE SIDE SHADE




STEP #3

INSERT CLIPS BEHIND INTERIOR TRIM



STEP #4

ENSURE SECURELY FITTED IN PLACE



CAR
SHADES

Quarter Light Shade Installation

BMW X1 5DR
BMW-X1-5-B

COMPONENTS NEEDED:



STEP #1

ATTACH CLIPS ON SHADE EDGES



STEP #2

INSERT CLIPS BEHIND INTERIOR TRIM



STEP #3

ENSURE SECURELY FITTED IN PLACE



CAR
SHADES

Rear Shade Installation

BMW X1 5DR
BMW-X1-5-B

COMPONENTS NEEDED:



CAR
SHADES